

Grades K-2

MY SUMMER READING JOURNAL



My name is _____

**new
worlds
reading** }

 **SCHOLASTIC**

UF | Lastinger Center for Learning
UNIVERSITY of FLORIDA

Copyright © University of Florida. All rights reserved. Published by Scholastic Inc. Printed in the U.S.A. Item #760508 • SCHOLASTIC and associated logos are trademarks and/or registered trademarks of Scholastic Inc.

Welcome, Families!

Dear New Worlds Reading Family,

This Summer Leap Journal is intended to be used with books that you receive through the New Worlds Reading Initiative.

Use the activities in the journal to spark family conversations and encourage special moments together. Books can be amazing starting points for shared experiences of laughter, imagination, and insight! Use the reading tips on the next page to help you create these magical moments with your child.

Most importantly, make reading together fun, relaxing, and interactive. Take time to read together every day! Embrace the new experiences books can bring, and enjoy the journey of reading with your child!

Happy Reading!

Your Friends at New Worlds Reading

Cover illustration by Viviana Garofoli. No part of this publication may be reproduced in whole or in part, or stored in a retrieval system, or transmitted in any form or by any means, electronic, mechanical, photocopying, recording, or otherwise, without written permission of the publisher. For information regarding permission, write to Scholastic Inc., 557 Broadway, New York, NY 10012.
Copyright © University of Florida. All rights reserved. Published by Scholastic Inc. Printed in the U.S.A. Item #760508 • SCHOLASTIC and associated logos are trademarks and/or registered trademarks of Scholastic Inc.



Tips for Reading With Your Child

BEFORE READING: The adventure of reading begins with the front cover of a book.

- **Investigate the front and back covers.** Talk about what you notice, and ask your child to find clues about what might happen in the book based on the title, summary, and cover art.
- **Point out the author and illustrator.** Talk with your child about what an author and an illustrator do and how they work together to tell the story.
- **Take a picture walk** by discussing the pictures in the book before reading the text. Preview the pictures with your child. Ask them what they notice about the pictures and what clues the pictures might have to determine what will happen next in the story.

DURING READING: While reading the story with your child, get cozy in a comfortable spot. Make the experience fun by using the words and pictures to make the book come alive!

- **Ask your child questions** during reading to promote a back-and-forth discussion about the events in the story. Engaging in conversations about the text will help your child retell what they read, support comprehension, and provide them with the opportunity to build their vocabulary.
- **Include your child in reading the story.** Take turns reading as you go through the book. You could each read every other page or every other paragraph. When your child is comfortable, have them read the book to you! Then read it again! Repeated reading is a very important activity as your child learns to love reading.
- **Keep the story interesting** by trying out character voices and acting your way through the book. Children recognize different details and make new connections with each reading.

AFTER READING: The experience of reading a book does not end when the last page is turned. Thinking about and discussing ideas from a book after reading adds new levels of meaning and understanding for your child.

- Discuss connections you or your child have to the story. Have you ever had an experience similar to the main character's? Have you ever visited a place like the setting in the book? Imagine what it would be like to be a character in the story.
- Create art about the story. Encourage your child to draw or write stories. Reading and writing go hand in hand, and each one makes the other one stronger!
- Love this book? Find another! Head to your local library and ask the librarian to help you find similar titles. Local libraries have summer programs to encourage extra summer reading fun!

Book Detective

 Fiction or Nonfiction

Books are like mysteries waiting to be solved. Before reading, look closely at the book's cover, including the title, artwork, and author. What do these clues tell you about the book? Write what you are wondering about the book. After reading, write what you discover the book is about.

Book Title: _____

BEFORE READING

What I wonder about this book:

AFTER READING

I know this book is about:

TIP!

Boost critical-thinking skills by inviting your child to tell you what they are wondering about other than books, such as the plot of a TV show, tomorrow's weather, or even the contents of a closed lunch box. Wondering is fun!

Character Puzzle

A *character* is a person, animal, or creature in a story. Like jigsaw puzzles, characters are made up of different pieces. Choose a favorite character from your book. Then complete the puzzle by writing words or sentences that tell about them.

Character

Title

from

Describe the character:

How the character acts:

Something the character says:

How the character changes:


TIP!

Discuss favorite characters from books you have read, including some that are not so likeable. Then ask: *Would you want to have a playdate with any of these characters?* Probably not! Guide your child to understand that not all characters have to be “nice” to be memorable and great.

Picture Your Favorite Part

What is your favorite part of the book? Draw it in the picture frame. Then write about it below.

Title: _____



Super Setting


A *setting* is where and when a story takes place. The setting of a book can be a house right now, a magical kingdom in the olden days, or even the planet Mars in the year 3000! Choose a setting from your book. Then fill in the fields below to tell all about it. (Note: Kids can choose more than one bubble.)

Title: _____

This setting is...

- real
- pretend
- beautiful
- scary
- other _____

Draw a picture of your setting here.



This story happens...

- now
- a few years ago
- a long time ago
- in the future
- other _____

Write words that tell about your setting here.

Story Butterfly

 Fiction

Reading a wonderful book is beautiful! Fill in the butterfly's wings to tell where and when the story takes place, as well as who and what it is about.

Title: _____

Where?
(setting)

When?
(time period)

Who?
(main characters)

What?
(plot)

Sequence Snake

 Fiction

S-s-s-so you just read a super new book! What happens at the beginning, middle, and end of the story? Use this slinky snake to retell the story in sequence.

Beginning

First this happens.

Middle

Then this happens.

End

Finally, this happens.

TIP!

To boost sequencing skills, locate a favorite story short or a nursery rhyme, such as "Humpty Dumpty," in books or on the Internet. Copy them in large handwriting on paper. Then cut apart each sentence and challenge your child to put the rhyme back together again in order.

Big Idea Bowl

Authors put a lot of ideas in their books so that readers like you can learn things. For example, a big idea in "The Little Red Hen" story is that *everyone should help out*, and a small idea is that *fresh bread is yummy*. Can you find a big idea in your book? Write it on the fruit bowl. Then write some smaller ideas on the fruit shapes.

Title: _____

small idea

small idea

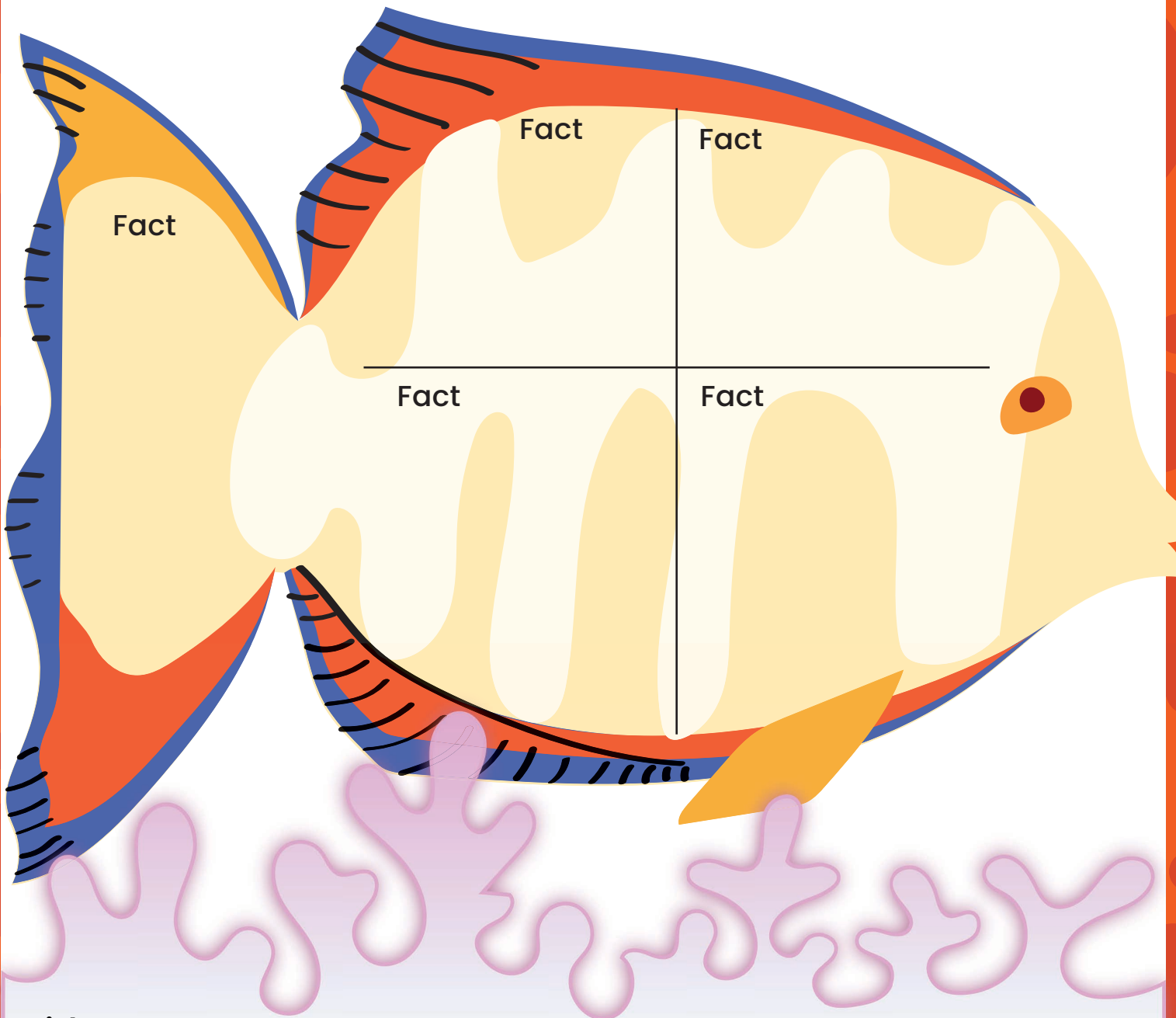
small idea

The big idea of my book is ...

Fact Fish

 Nonfiction

A fact is a bit of information that is true, such as: *Some fish swim in ponds.* Write the title and topic of your nonfiction book on the coral. Then write facts you learned from the book on the fish. Dive into it!



Title: _____

Topic: _____



Reinforce the concept of facts by playing this simple game: Share some facts and silly fictions about your child, such as: *Lee is seven* (fact). *Lee has a sister* (fact). *Lee is a space alien* (fiction). *Lee lives in Iceland* (fiction). Invite your child to clap for facts and stomp for fictions. Sure, there'll be giggles, but there will be a lot of learning, too.

Read All About It!

Nonfiction books tell about things that are real, not pretend. Fill in the blanks and draw a picture to write about a nonfiction book you read.

Breaking News

Awesome Kid Reads Nonfiction Book!

Today, _____ of _____
your name hometown

did something amazing! They read a nonfiction book called

_____ by _____.
book title author's name

The book was about _____
topic of book

In the book, _____ learned this great fact:
your name again

_____. Wow!
fact from the book

The book was _____ pages
book's length

long, but that didn't stop


_____. That
your name again

incredible kid just kept right on

reading! _____
your name again

plans on reading another

nonfiction book soon!



Draw a picture to tell about your nonfiction book here.

Comparison Bug

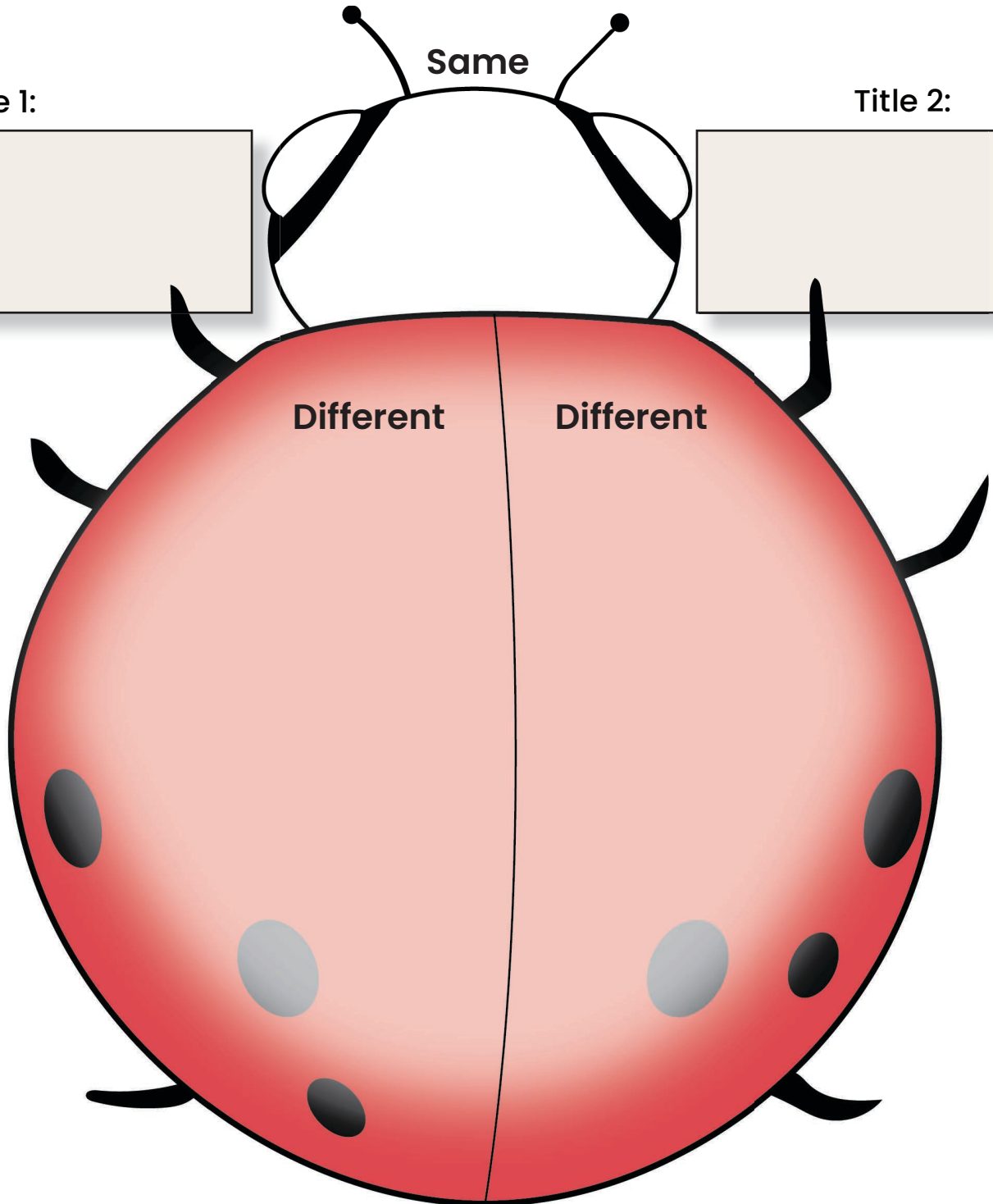
 Fiction or Nonfiction

Compare means to look closely at two or more things to see how they are alike and how they are different. Pick two books to compare. Write ways they are the same on the bug's head. Write ways they are different on each side of the bug's body.

Title 1:

Same

Title 2:



TIP!

Boost comparison skills by challenging children to compare simple pairs in your home, such as an apple and an orange, a comb and a brush, a book and a TV, or even a stuffed cat and a real cat. For each pair, can your child come up with at least five ways the items are different and the same?

My Book Review

What did you think of the book you just read? Fill in the blanks to create your very own book review. Ready, set, write!

Title: _____

Author: _____

I give it this many stars:



Shade in 1-5 stars.

Take a look! Take a look! I just read a brand new book!

It is about _____ . Oh, how neat!

main idea

_____ is someone I got to meet!

character in book

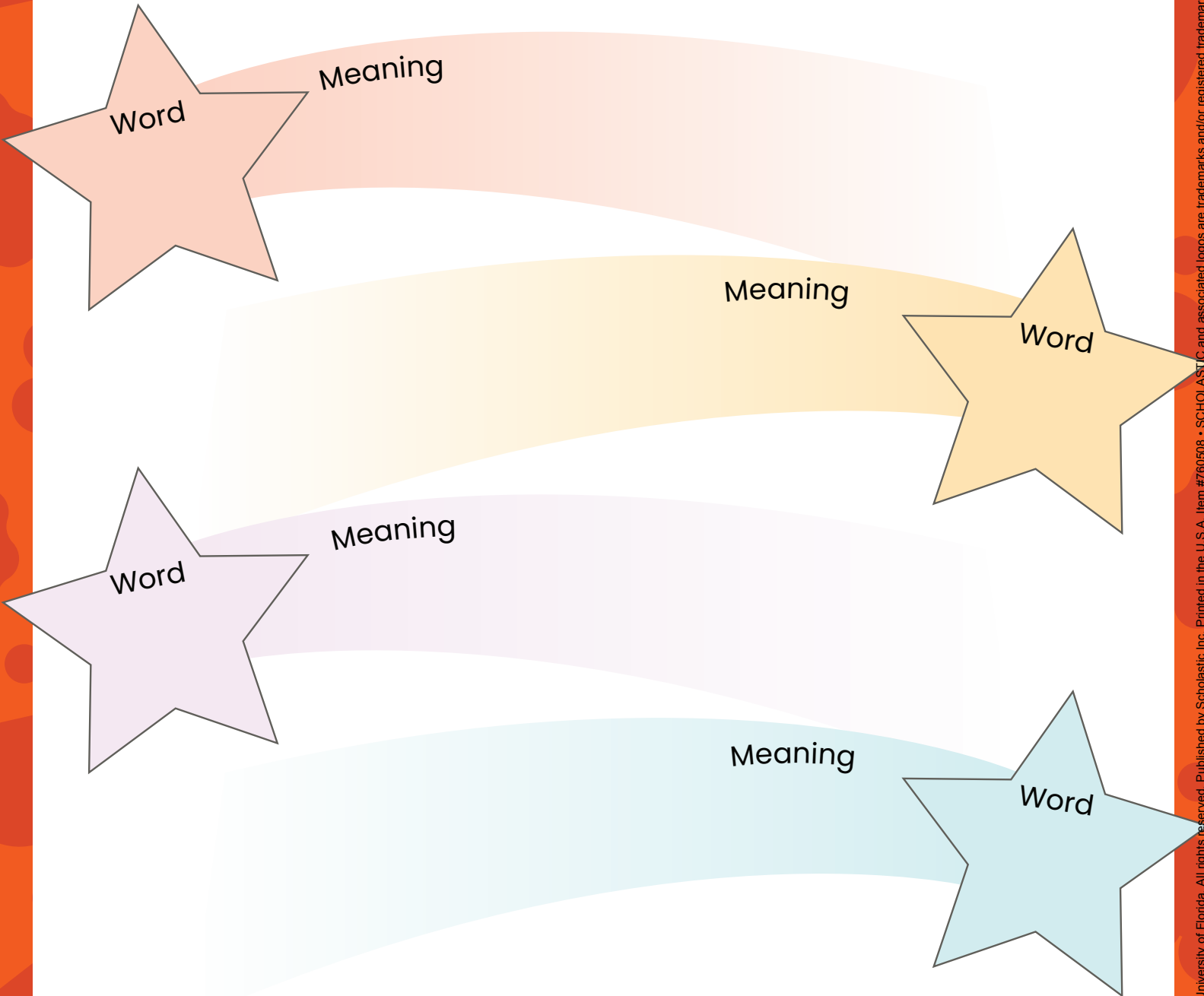
I give it _____ stars, yes I do! I _____ recommend this book to you!

number of stars (1-5) would/would not

Star Words

 Fiction or Nonfiction

Reading, writing, and discussing words will make you a vocabulary star! What great new words did you learn in the books you read? Talk about them with a grown-up. Then write your favorite words along with their meanings below.























The form consists of four rows, each featuring a star-shaped box on the left containing the word "Word" and a star-shaped box on the right containing the word "Word". A curved arrow labeled "Meaning" connects the two stars in each row, indicating where to write the definition of the word.



To make learning stick, always try to define new words in simple language your child already understands. Ask: *What words does the new word mean in the book? Can we use it in a brand-new sentence? Let's try!*

My Reading Log

Write the title of each book you read on this chart. Write *F* if it is fiction and *N* if it is nonfiction. Then circle the happy or sad face to tell how you felt about it.

Title of Book	Fiction or Nonfiction	How I Felt About It
		 
		 
		 
		 
		 
		 
		 
		 
		 
		 

CONGRATULATIONS

_____ , you read _____ books!

child's name

number of books read

MY SUMMER READING JOURNAL



Copyright © University of Florida. All rights reserved. Published by Scholastic Inc. Printed in the U.S.A. Item #760508 - SCHOLASTIC and associated logos are trademarks and/or registered trademarks of Scholastic Inc.

Welcome, Families!

Dear New Worlds Reading Family,

This Summer Leap Journal is intended to complement the books you will read with your child this summer through the New Worlds Reading Initiative. Use the activities in the journal to spark family conversations and encourage special moments together. Books can be amazing starting points for shared experiences of laughter, imagination, and insight! Use the reading tips below to help you create these magical moments with your child.

BEFORE READING: The adventure of reading begins with the front cover of a book.

- **Investigate the front and back covers.** Talk about what you notice, and ask your child to find clues about what might happen in the book based on the title, summary, and cover art.
- **Discuss what you know about the topic.** For nonfiction books, think about questions you hope are answered in the book.

DURING READING: Reading with your child may take different forms as they become more independent as a reader. Sometimes you may read a book together; other times, your child may read independently. Whether you read alongside your children or have conversations with them as they have questions or after they complete a book, partnering with your children can make reading more fun and meaningful.

- **Read stories and sections of stories multiple times.** Repeated reading helps children to better understand what they read. Children learn new concepts and recognize different details in a book with each reading.
- **Pause at section or chapter breaks** to talk about what is happening in the book so far. Ask your child to tell you what they are wondering or what questions they have, and share your own wonderings.
- **Discuss the author's craft.** Does the author use a particular style to tell the story? Why does the author make these decisions? If your child were the author of the book, what would they want to change?
- **Explore beyond the text.** Look for photographs, illustrations, glossaries, timelines, and indexes that provide deeper meaning to the story.

AFTER READING: The fun of reading does not end when the last page is turned.

Thinking and talking about ideas from a book after reading adds new levels of understanding for your child.

- **Discuss connections** you or your child have to the story. Have you ever had an experience similar to the main character's? Have you ever visited a place like the setting of the book? Imagine what it would be like to be a character in the story. What other books have you read that are similar to this one, and how do those books compare?
- **Create art** about the story to encourage a deeper understanding of the book.
- **Discuss the characters' points of view.** Who is telling this story? How would the story change if told from a different point of view?
- **Find the common thread that ties the story together.** In fiction stories, look for a theme. What events support the theme? In nonfiction stories, look for the central idea. What evidence supports the central idea?
- **Love this book? Find another!** Head to your local library and ask the librarian to help you find similar titles. Local libraries have summer programs to encourage extra summer reading fun!

Most importantly, make reading together fun, relaxing, and interactive. Embrace the new experiences books can bring, and enjoy the journey of reading with your child!

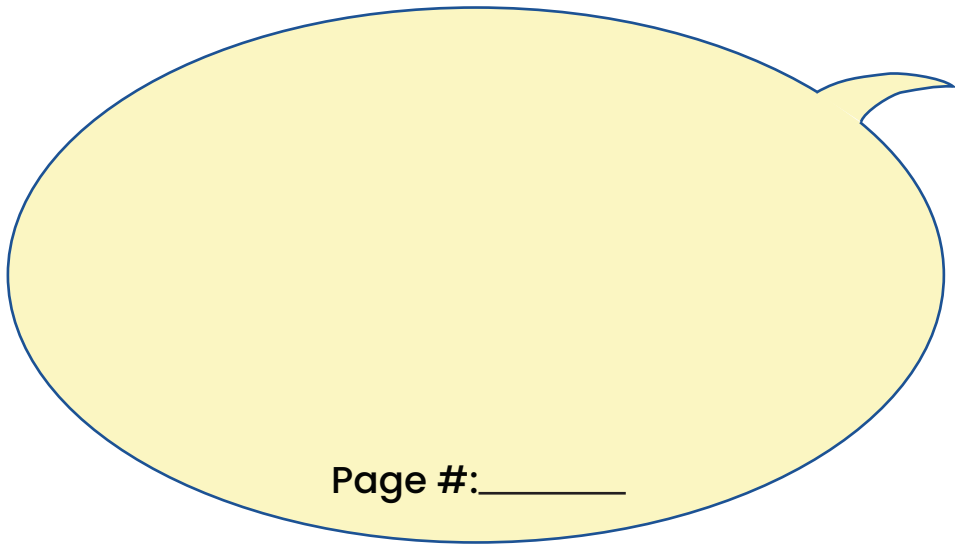
Happy Reading!

Your Friends at New Worlds Reading


Photos ©: cover (background): GusGus/Getty Images; cover (bottom right): Vasko/Getty Images; cover (bottom left): fstop123/Getty Images; cover (bottom right): Kraska/Shutterstock; cover (top left): Dziewul/Dreamstime. No part of this publication may be reproduced in whole or in part, or stored in a retrieval system, or transmitted in any form or by any means, electronic, mechanical, photocopying, recording, or otherwise, without written permission of the publisher. For information regarding permission, write to Scholastic Inc., 557 Broadway, New York, NY 10012. Copyright © University of Florida. All rights reserved. Published by Scholastic Inc. Printed in the U.S.A. Item #760509 • SCHOLASTIC and associated logos are trademarks and/or registered trademarks of Scholastic Inc.

Character Quote

Pick a favorite character from a book you read. Draw that person on the shape, and write something important that he or she said in the speech balloon. What do those words tell you about this character? Share your ideas in a paragraph.



Page #: _____



Title: _____

Name: _____

What this quote tells me about the character:



Is this character someone you'd like to meet in real life?
Why or why not? Share your ideas with a friend or family member.

Setting Acrostic


Where does your book take place? Alaska? The Land of Oz? In the frame, write the name of an important setting from your book down the left side. Now, use those letters as starting points to describe that special place in words or phrases. Hey, you're a poet, and you didn't even know it!

EXAMPLE

Title: *Julie of the Wolves*

A place for brave people who
Love nature and wolves
And are good at building ice houses.
So cold it is hard to survive. Better
Kee a dogsled to get around.
Alaska is amazing!

Title: _____



If you love drawing, sketch the setting on a separate sheet of paper to go with your acrostic poem.

Message in a Bottle

Authors put big and small messages in their books for readers to find. A big message might be *polluting the environment is harmful*. A small message might be *recycling saves trees*. Pick a book. What is the big message? Write it in the bottle. Then write some smaller messages on the shells.

Title

Big Message

Small Message

Small Message

Small Message



What other small messages could the author have included in this story? How could you share the author's big and small messages with others? Discuss your ideas with a friend or family member.

A Key Event

What's an important event in the book you just read? A girl winning a spelling bee? A boy watching a tornado destroy his town? What outcomes does that event lead to? Inside the key, describe the important event from your book. On the lines, explain some of the outcomes of that event.

Key Event

Title: _____

Outcomes:



Can you think of a key event in your own life? What were the outcomes? Share your ideas with a friend or family member.

Fairy Tale Retelling

Starting with *Once upon a time*, retell the plot of your book in the form of a teeny-weeny fairy tale. Be sure to include the *who*, *what*, *where*, *when*, and *why* of the story. Does the tale end *happily ever after*?

Once Upon a Time...

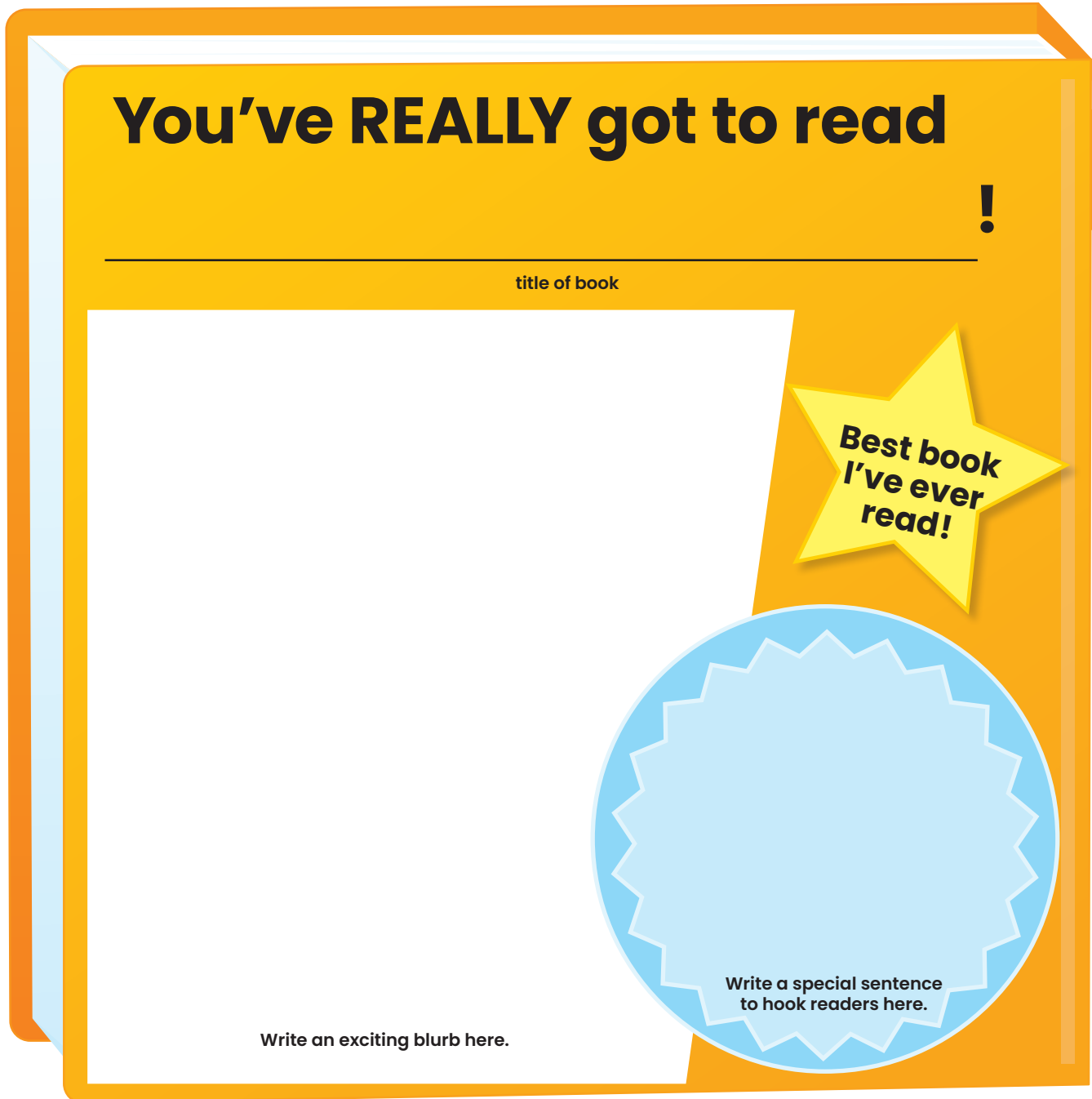


TIP!

What would happen if your story ended in a different way? Write an alternative ending and read it to a friend or family member.

Back Cover Blurb

Did you love a book you recently read? Promote it to other kids by creating a super-exciting back cover blurb. A blurb is a short description of the book that grabs the reader's attention. First, check out some blurbs on real books. Then write yours below. Can you think of one sentence that will REALLY hook readers? Write it inside the blue burst!



You've REALLY got to read !

title of book

Write an exciting blurb here.

Best book I've ever read!

Write a special sentence to hook readers here.



When you pick up a book, what makes you want to read it most—the title, artwork, author, or back cover blurb? Share your ideas with a friend or family member.

Biography Trading Card

Choose an important person from a nonfiction book you read. Complete the trading card to tell about the book's "all star." Then write a paragraph to describe that person in more detail.

Biography Trading Card

person's name

book title

Draw that person here.

When this person lived:

Where this person lived:

3 words that describe this person:

1. _____

2. _____

3. _____

Something this person said:

" _____

_____ "

Page: _____

Why this person is famous:




What makes someone a hero? Do heroes always have to be famous? Do you know any heroes personally? Share your ideas with a friend or family member.

Seeing Double

Time to do a double take! Can you think of another book that is similar to the one you just read? Write the names of the books on the lenses of the glasses. Below that, write two paragraphs comparing the books. How are they alike? How are they different?

Title 1

Title 2



Ways the books are alike:

Ways they are different:



Can you think of some kids who would especially like one or both of these books? Who? How come? Recommend the books to the kids who would like them!

Name That Genre!

Genre is just a fancy way of saying “type of book.” Pick a book you read and color in the bubble that BEST describes its genre. Why do you think it fits into this category? Is this a genre that you especially like? Have you read other books in this genre? Write all about it below!

The main genre of _____

is ...

book title

<input type="radio"/> adventure	<input type="radio"/> mystery
<input type="radio"/> biography	<input type="radio"/> nonfiction
<input type="radio"/> drama	<input type="radio"/> poetry
<input type="radio"/> fantasy	<input type="radio"/> realistic fiction
<input type="radio"/> historical fiction	<input type="radio"/> science fiction
<input type="radio"/> humor	<input type="radio"/> other:

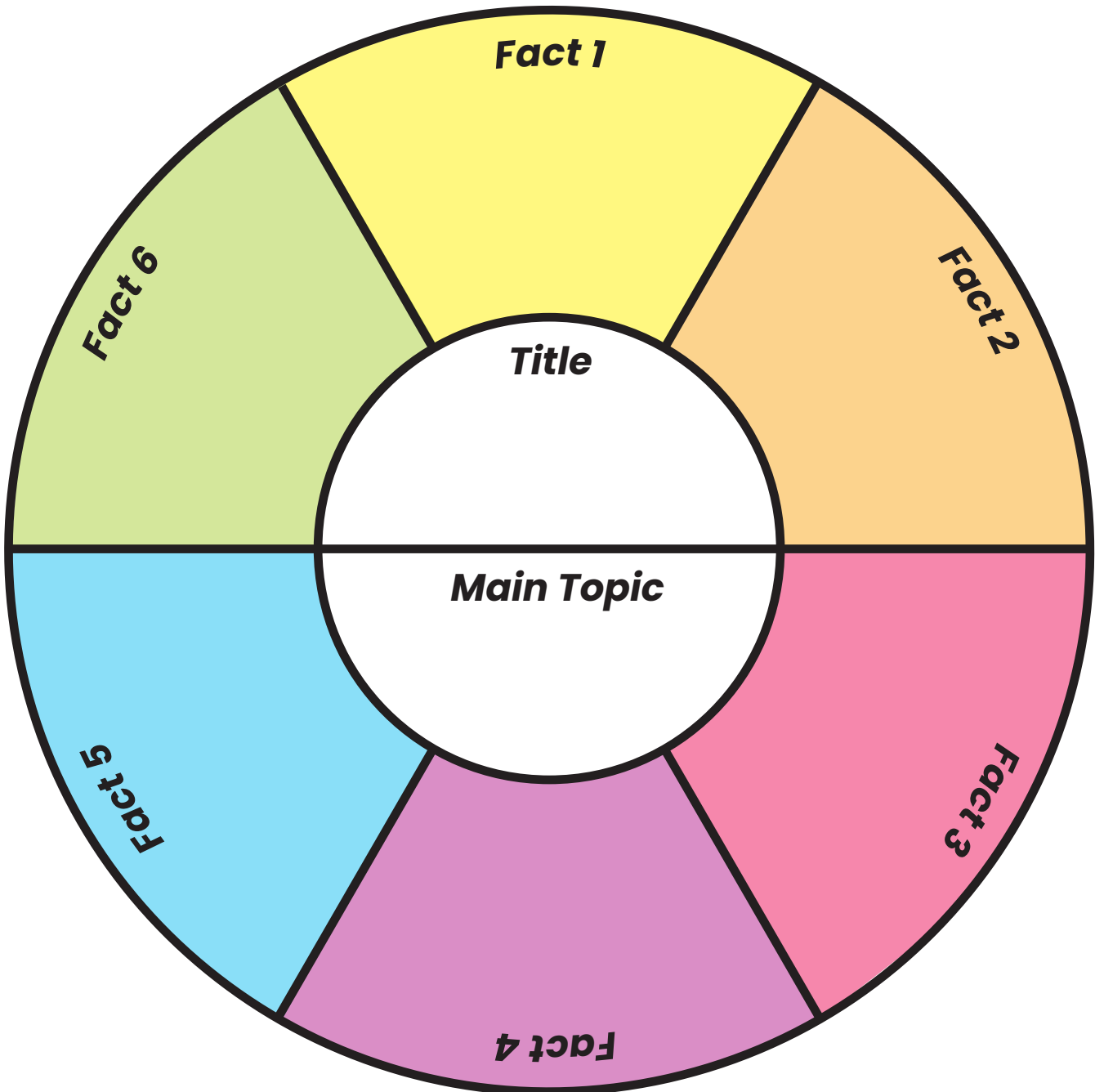
I picked this book genre because ...



Sometimes a book can fit into two or more genres. For example, *Harry Potter and the Sorcerer's Stone* is fantasy, AND adventure, AND humor. Does the book you wrote about above cross into other genres? Share your ideas with a friend or family member.

Fact Wheel

Nonfiction books are great sources for learning facts about real topics—from frogs to France, parrots to presidents. Time to show what you learned in a nonfiction book! Write the title and main topic of the book in the middle. Then write six exciting facts you learned about that topic between the spokes. Get rolling!

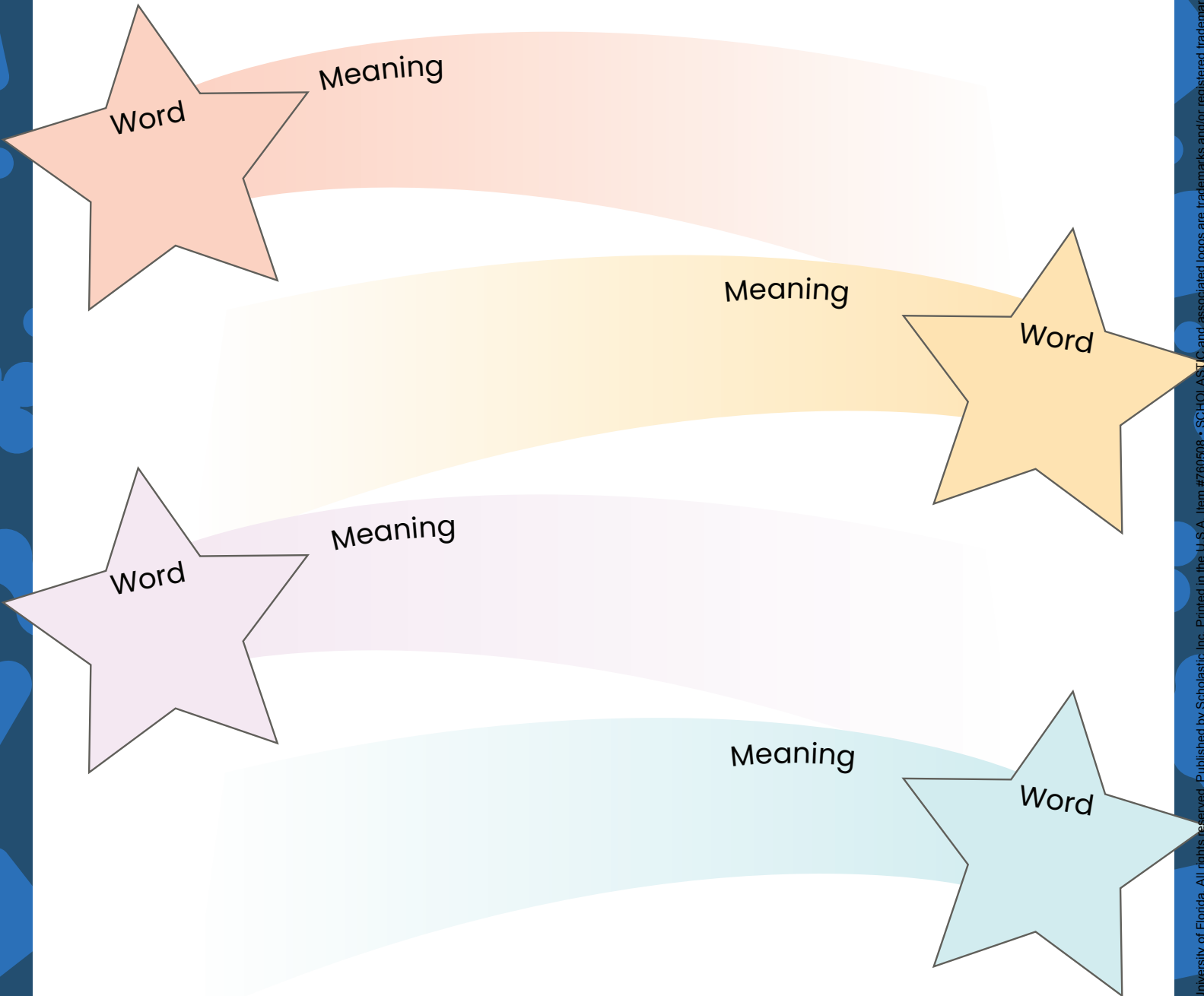


Check out your local public library to find more books about your favorite nonfiction topics!

Star Words

 Fiction or Nonfiction

Reading, writing, and discussing words will make you a vocabulary star! What great new words did you learn in the books you read? Write your favorite words along with their meanings below.



Word Meaning

Meaning Word

Word Meaning

Meaning Word



Here's a challenge: See how many of these new words you can use in a conversation with your friends and family this week. Go, vocabulary superstar!

My Reading Log

Write the title of each book you read on this chart. Write *F* if it is fiction and *N* if it is nonfiction. Then color one to five stars to show how much you liked it.

	Title of Book	Fiction or Nonfiction	My Rating
1			★ ★ ★ ★ ★
2			★ ★ ★ ★ ★
3			★ ★ ★ ★ ★
4			★ ★ ★ ★ ★
5			★ ★ ★ ★ ★
6			★ ★ ★ ★ ★
7			★ ★ ★ ★ ★
8			★ ★ ★ ★ ★
9			★ ★ ★ ★ ★
10			★ ★ ★ ★ ★

CONGRATULATIONS

_____ , you read _____ books!

child's name

number of books read

Make a Movie!

 Fiction or Nonfiction

Time to turn your book into a mini-movie. Inside the film frames, retell what happens in the beginning, middle, and end of the story. Lights, camera, writing action!

<input type="checkbox"/> <input type="checkbox"/> <input type="checkbox"/> <input type="checkbox"/> <input type="checkbox"/> <input type="checkbox"/> <input type="checkbox"/> <input type="checkbox"/> <input type="checkbox"/> <input type="checkbox"/> <input type="checkbox"/> <input type="checkbox"/> <input type="checkbox"/> <input type="checkbox"/> <input type="checkbox"/> <input type="checkbox"/> <input type="checkbox"/> <input type="checkbox"/> <input type="checkbox"/> <input type="checkbox"/>	<p>Title: _____</p> <p>Beginning</p>	<input type="checkbox"/> <input type="checkbox"/> <input type="checkbox"/> <input type="checkbox"/> <input type="checkbox"/> <input type="checkbox"/> <input type="checkbox"/> <input type="checkbox"/> <input type="checkbox"/> <input type="checkbox"/> <input type="checkbox"/> <input type="checkbox"/> <input type="checkbox"/> <input type="checkbox"/> <input type="checkbox"/> <input type="checkbox"/> <input type="checkbox"/> <input type="checkbox"/> <input type="checkbox"/> <input type="checkbox"/> <input type="checkbox"/>
<input type="checkbox"/> <input type="checkbox"/> <input type="checkbox"/> <input type="checkbox"/> <input type="checkbox"/> <input type="checkbox"/> <input type="checkbox"/> <input type="checkbox"/> <input type="checkbox"/> <input type="checkbox"/> <input type="checkbox"/> <input type="checkbox"/> <input type="checkbox"/> <input type="checkbox"/> <input type="checkbox"/> <input type="checkbox"/> <input type="checkbox"/> <input type="checkbox"/> <input type="checkbox"/> <input type="checkbox"/> <input type="checkbox"/>	<p>Middle</p>	<input type="checkbox"/> <input type="checkbox"/> <input type="checkbox"/> <input type="checkbox"/> <input type="checkbox"/> <input type="checkbox"/> <input type="checkbox"/> <input type="checkbox"/> <input type="checkbox"/> <input type="checkbox"/> <input type="checkbox"/> <input type="checkbox"/> <input type="checkbox"/> <input type="checkbox"/> <input type="checkbox"/> <input type="checkbox"/> <input type="checkbox"/> <input type="checkbox"/> <input type="checkbox"/> <input type="checkbox"/> <input type="checkbox"/>
<input type="checkbox"/> <input type="checkbox"/> <input type="checkbox"/> <input type="checkbox"/> <input type="checkbox"/> <input type="checkbox"/> <input type="checkbox"/> <input type="checkbox"/> <input type="checkbox"/> <input type="checkbox"/> <input type="checkbox"/> <input type="checkbox"/> <input type="checkbox"/> <input type="checkbox"/> <input type="checkbox"/> <input type="checkbox"/> <input type="checkbox"/> <input type="checkbox"/> <input type="checkbox"/> <input type="checkbox"/> <input type="checkbox"/>	<p>End</p>	<input type="checkbox"/> <input type="checkbox"/> <input type="checkbox"/> <input type="checkbox"/> <input type="checkbox"/> <input type="checkbox"/> <input type="checkbox"/> <input type="checkbox"/> <input type="checkbox"/> <input type="checkbox"/> <input type="checkbox"/> <input type="checkbox"/> <input type="checkbox"/> <input type="checkbox"/> <input type="checkbox"/> <input type="checkbox"/> <input type="checkbox"/> <input type="checkbox"/> <input type="checkbox"/> <input type="checkbox"/> <input type="checkbox"/>



If your book got turned into a movie, would it be a drama, comedy, action adventure, mystery, or documentary (nonfiction film)? What actors would you hire to play the characters in your movie? If you're able, act out your blockbuster movie with friends and family and record it with a cell phone!

Message in a Bottle

Authors put big and small messages in their books for readers to find. A big message might be *polluting the environment is harmful*. A small message might be *recycling saves trees*. Pick a book. What is the big message? Write it in the bottle. Then write some smaller messages on the shells.

Title

Big Message

Small Message

Small Message

Small Message



What other small messages could the author have included in this story? How could you share the author's big and small messages with others? Discuss your ideas with a friend or family member.

A Key Event

What's an important event in the book you just read? A girl winning a spelling bee? A boy watching a tornado destroy his town? What outcomes does that event lead to? Inside the key, describe the important event from your book. On the lines, explain some of the outcomes of that event.

Key Event

Title: _____

Outcomes:



Can you think of a key event in your own life? What were the outcomes? Share your ideas with a friend or family member.

Fairy Tale Retelling

Starting with *Once upon a time*, retell the plot of your book in the form of a teeny-weeny fairy tale. Be sure to include the *who*, *what*, *where*, *when*, and *why* of the story. Does the tale end *happily ever after*?

Once Upon a Time...

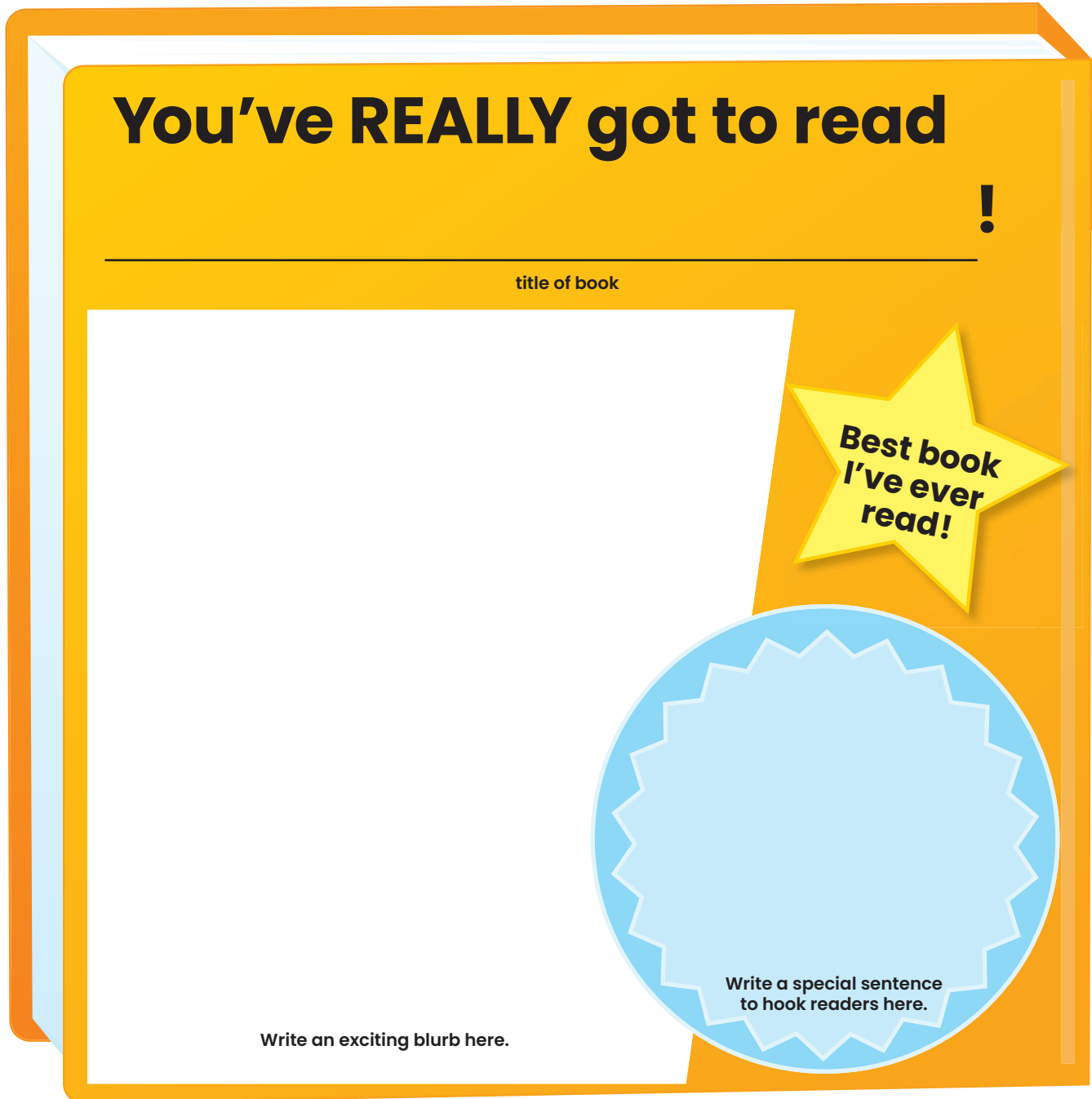


TIP!

What would happen if your story ended in a different way? Write an alternative ending and read it to a friend or family member.

Back Cover Blurb

Did you love a book you recently read? Promote it to other kids by creating a super-exciting back cover blurb. A blurb is a short description of the book that grabs the reader's attention. First, check out some blurbs on real books. Then write yours below. Can you think of one sentence that will REALLY hook readers? Write it inside the blue burst!



You've REALLY got to read !

title of book

Write an exciting blurb here.

Best book I've ever read!

Write a special sentence to hook readers here.



When you pick up a book, what makes you want to read it most—the title, artwork, author, or back cover blurb? Share your ideas with a friend or family member.


Biography Trading Card

Choose an important person from a nonfiction book you read. Complete the trading card to tell about the book's "all star." Then write a paragraph to describe that person in more detail.

Biography Trading Card

person's name

book title



Draw that person here.

When this person lived:

Where this person lived:

3 words that describe this person:

1. _____

2. _____

3. _____

Something this person said:

" _____

_____ "

Page: _____

Why this person is famous:




What makes someone a hero? Do heroes always have to be famous? Do you know any heroes personally? Share your ideas with a friend or family member.

Seeing Double

Time to do a double take! Can you think of another book that is similar to the one you just read? Write the names of the books on the lenses of the glasses. Below that, write two paragraphs comparing the books. How are they alike? How are they different?

Title 1

Title 2



Ways the books are alike:

Ways they are different:



Can you think of some kids who would especially like one or both of these books? Who? How come? Recommend the books to the kids who would like them!

Name That Genre!

Genre is just a fancy way of saying “type of book.” Pick a book you read and color in the bubble that BEST describes its genre. Why do you think it fits into this category? Is this a genre that you especially like? Have you read other books in this genre? Write all about it below!

The main genre of _____

is ...

book title

<input type="radio"/> adventure	<input type="radio"/> mystery
<input type="radio"/> biography	<input type="radio"/> nonfiction
<input type="radio"/> drama	<input type="radio"/> poetry
<input type="radio"/> fantasy	<input type="radio"/> realistic fiction
<input type="radio"/> historical fiction	<input type="radio"/> science fiction
<input type="radio"/> humor	<input type="radio"/> other:

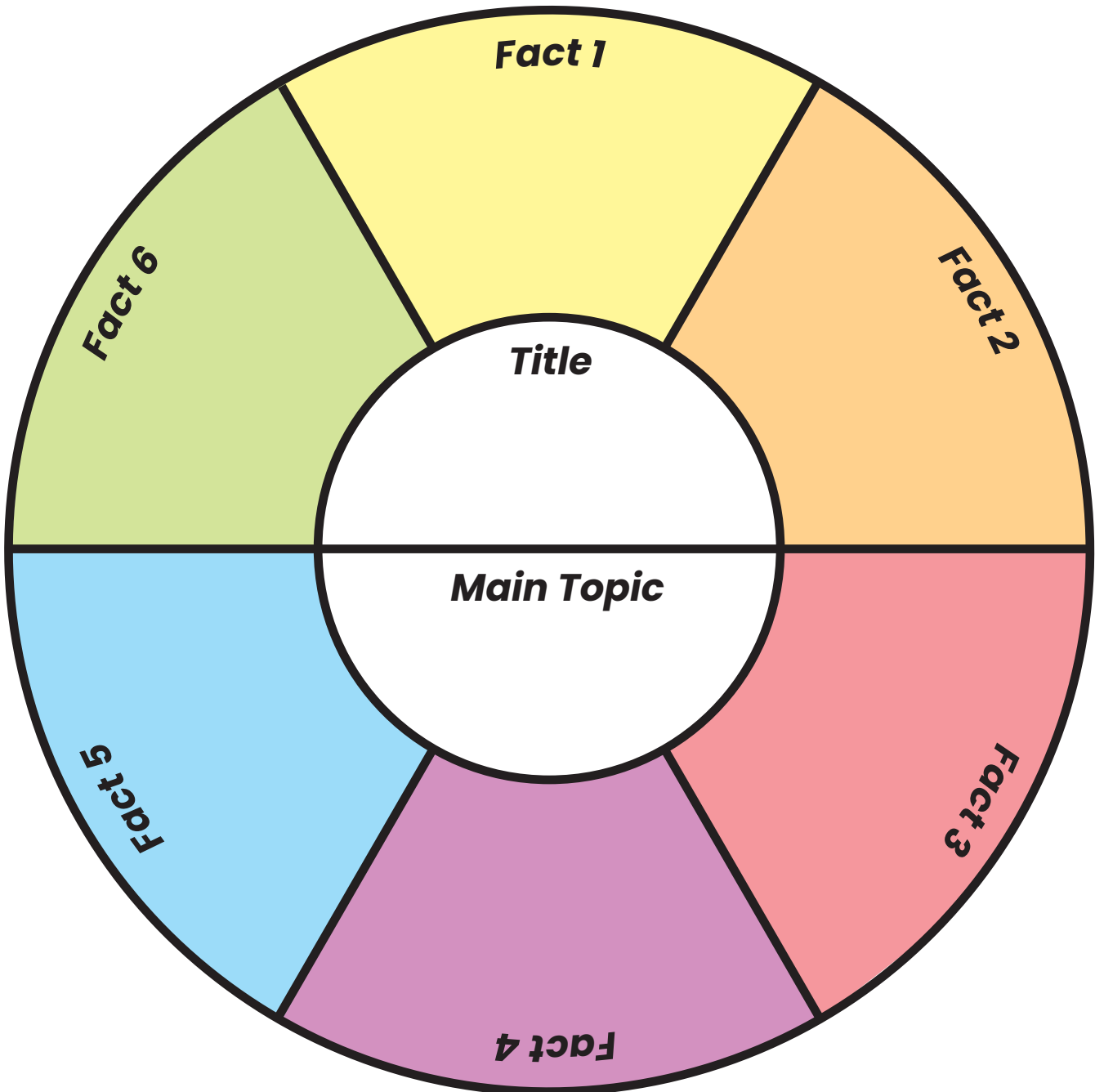
I picked this book genre because ...



Sometimes a book can fit into two or more genres. For example, *Harry Potter and the Sorcerer's Stone* is fantasy, AND adventure, AND humor. Does the book you wrote about above cross into other genres? Share your ideas with a friend or family member.

Fact Wheel

Nonfiction books are great sources for learning facts about real topics—from frogs to France, parrots to presidents. Time to show what you learned in a nonfiction book! Write the title and main topic of the book in the middle. Then write six exciting facts you learned about that topic between the spokes. Get rolling!

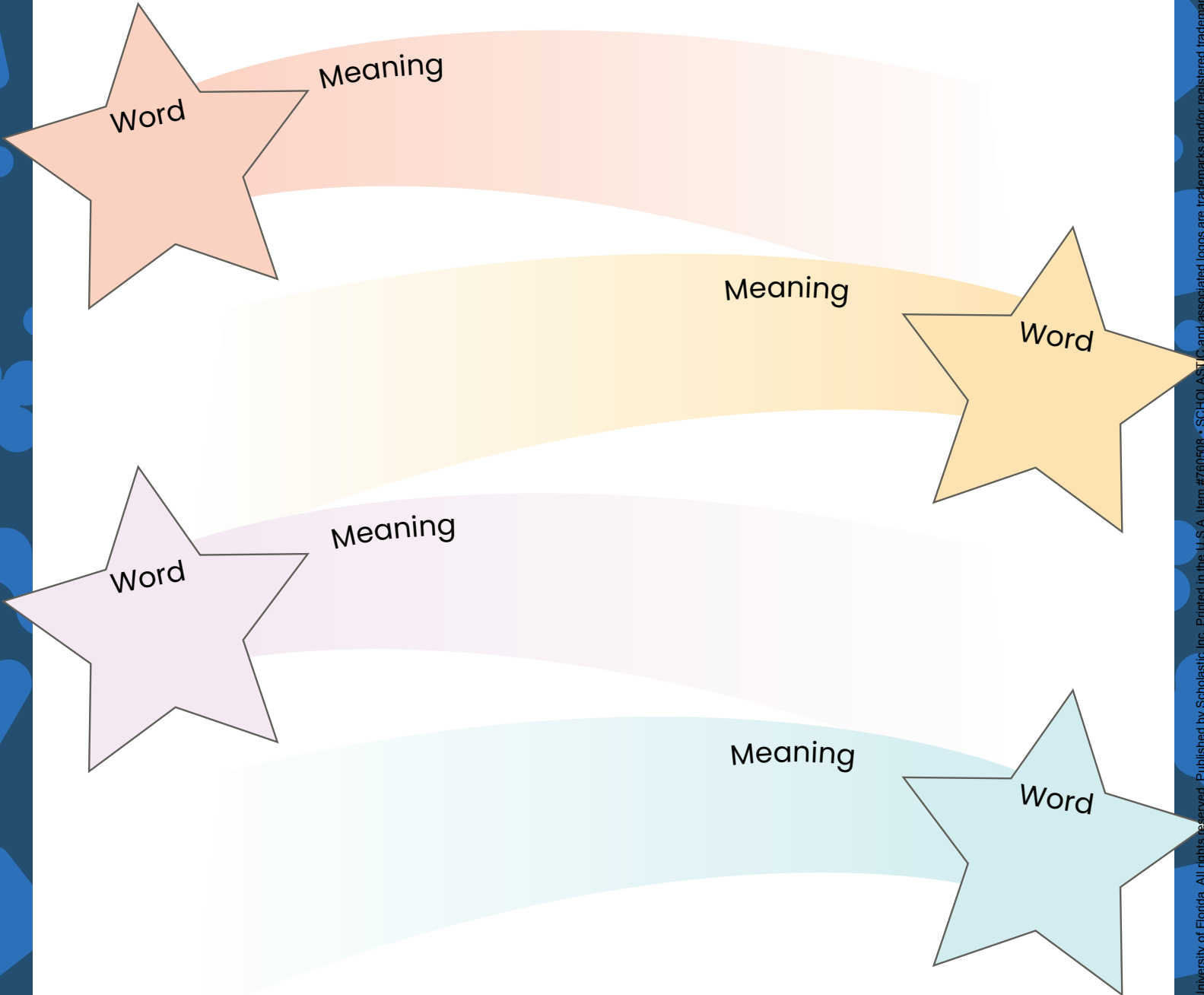


Check out your local public library to find more books about your favorite nonfiction topics!

Star Words

 Fiction or Nonfiction

Reading, writing, and discussing words will make you a vocabulary star! What great new words did you learn in the books you read? Write your favorite words along with their meanings below.



The form consists of four rows, each featuring a star on the left and another star on the right. A curved arrow connects the two stars, with the word 'Meaning' written on the arrow. The word 'Word' is written inside the left star, and the word 'Word' is written inside the right star. The rows are colored as follows: orange, yellow, purple, and teal.



Here's a challenge: See how many of these new words you can use in a conversation with your friends and family this week. Go, vocabulary superstar!

My Reading Log

Write the title of each book you read on this chart. Write *F* if it is fiction and *N* if it is nonfiction. Then color one to five stars to show how much you liked it.

	Title of Book	Fiction or Nonfiction	My Rating
1			★ ★ ★ ★ ★
2			★ ★ ★ ★ ★
3			★ ★ ★ ★ ★
4			★ ★ ★ ★ ★
5			★ ★ ★ ★ ★
6			★ ★ ★ ★ ★
7			★ ★ ★ ★ ★
8			★ ★ ★ ★ ★
9			★ ★ ★ ★ ★
10			★ ★ ★ ★ ★

CONGRATULATIONS

_____ , you read _____ books!

child's name

number of books read